

Hunter 4x2 HDMI Matrix 4K2K with Audio

9366-HUC-M402A-4K

USER MANUAL



Product Introduction

Hunter HDMI matrix 4x2 can connect 4 HD signal sources to 2 HD display terminals with optical fiber and stereo headphone output at the same time via HDMI out 1 port . The matrix allows four HDMI devices to be switched or split easily to two HDMI compatible monitors or projectors. Our devices offer solutions for noise, space and security concerns, data center control, information distribution, conference room presentation, school and corporate training environments.

Features

- Support 3D video format
- Via HDMI out1, support 3.5mm earphone jack and optical output at same time
- 4 HDMI inputs switch and split to 2 HDMI displays
- Support LPCM/Dolby/DTS 5.1 channel

4K

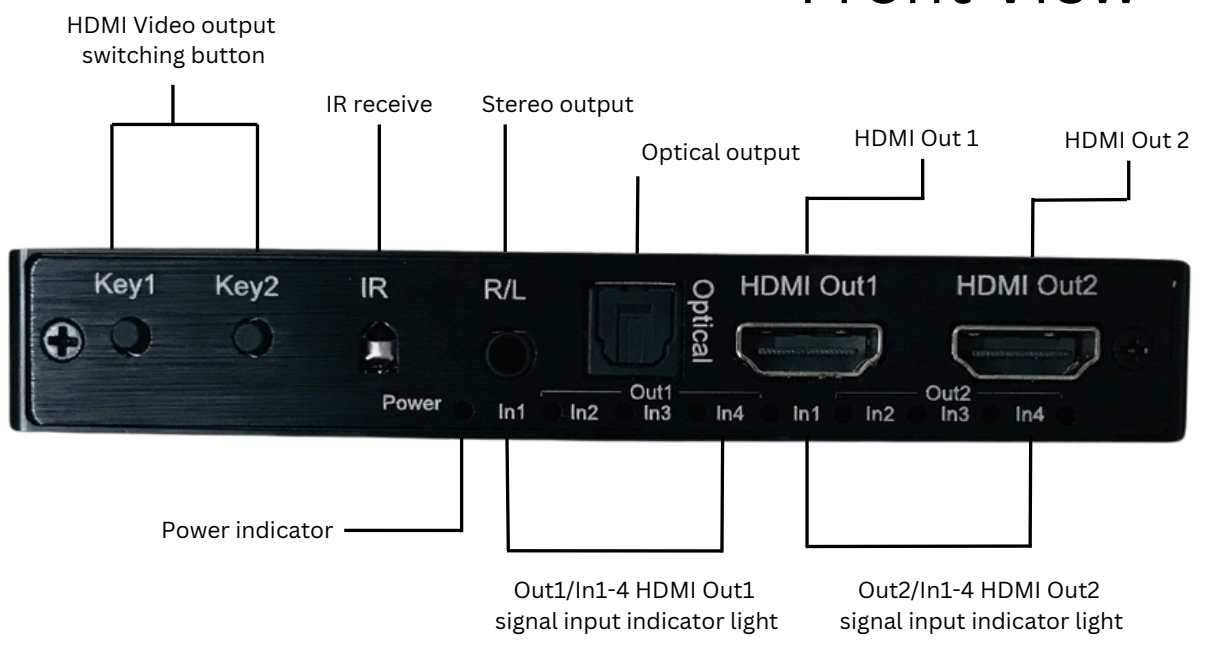


Specifications


• Product Name	9366 Hunter HDMI Matrix 4x2
• Input Port	4 × HDMI (Female type)
• Output Port	2× HDMI (Female type)
• HDMI resolution	1080p, 4Kx2K@30Hz, 4k2k@60Hz
• Max bandwidth	600MHz
• Max baud rate	18Gbps
• Input cable Distance	4K/60Hz ≤5M HDMI 2.0
• Output Cable Distance	4K/60Hz ≤5M HDMI 2.0 standard cable
• Max Working Current	900mA
• Power Adapter Format	Input: AC (50HZ, 60HZ) 100V-240V; Output: DC5V/1.5A
• Operating Temperature range	(-15 to +45°C)
• Operating Humidity range	5 to 90%RH (No Condensation)
• Dimension (L x W x H)	122x80x19 (mm)
• Weight	180g

Operation Controls & Functions

Front View



Back View



EDID setting

Position	Position	Function
0	0	Copy EDID from Output1
0	1	3D 4K 60Hz HDR 5.1 CH
1	0	3D 4K 30Hz 2 CH LPCM
1	1	1080P 2 CH LPCM

Noted: The dial switch to dial downward is 1, dial upward is 0.

The Remote Control instruction



1) The four buttons on Output 1 is the corresponding input source IN1-IN4 which out from Output 1, IN1-IN4 can be switched freely.

2) The four buttons on Output 2 is the corresponding input source

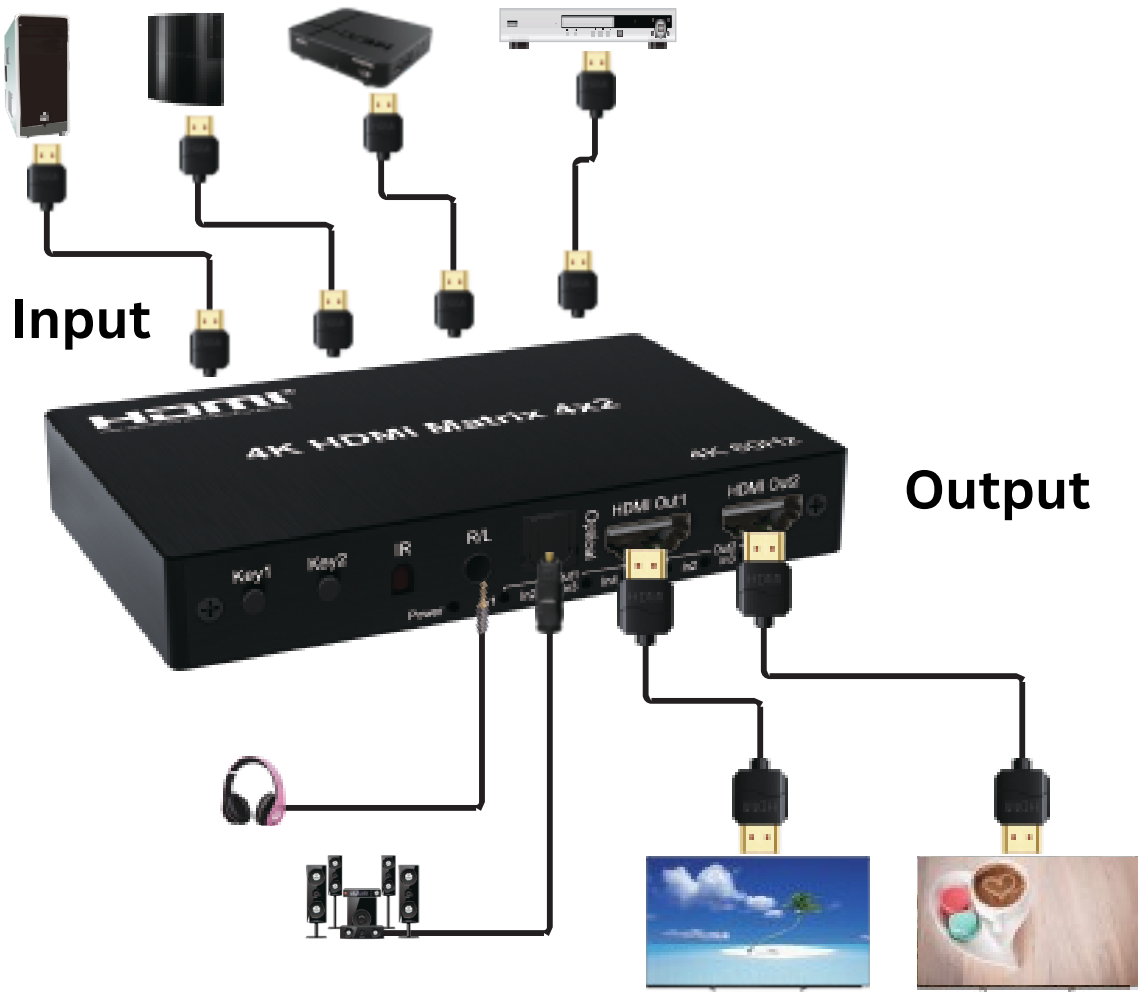
IN1-IN4 which out from Output 2, IN1-IN4 can be switched freely.

Instruction of Buttons and LED:

1. Instruction of LED: IN1-IN4 indicator is the corresponding input sources out from Output 1 or Output 2.

2. Operation of Buttons: Key1 or Key2 is used to switched the corresponding input source out from Output 1 or Output 2.

Connection Diagram





Warranty 1 Year



If your product does not work properly because of a defect in materials or workmanship, our Company (warrantor) will, for the length of the period indicated as 1 Years, which starts with the date of original purchase ("Limited Warranty period"), at its option either (a) repair your product with new or refurbished parts, or (b) replace it with a new or a refurbished product. The decision to repair or replace will be made by the warrantor.

During the "Labor" Limited Warranty period there will be no charge for labor.

During the "Parts" warranty period, there will be no charge for parts. You must mail-in your product during the warranty period. This Limited Warranty is extended only to the original purchaser and only covers product purchased as new. A purchase receipt or other proof of original purchase date is required for Limited Warranty service.